




# MaxiVital<sup>®</sup>

**GENETICAL UPGRADE**

**IMPROVING CAPABILITIES**

Powered by **EMOST**

 **BioLabor<sup>®</sup>**



**Dear Reader,**

Welcome to the beginning of a new era! We're glad if you are open to innovations that offer state-of-the-art health and recovery solutions.

Alfred Nobel always pursued science and talent promotion in order to harness outstanding knowledge and put it in practice as promptly as possible. We adopted his philosophy.



Alfred Nobel

### **Progress**

As research scientists in biophysics, we engage in hormonal and nervous system regulation. Eighteen years ago, we purchased knowledge and know-how from a Nobel Prize-winning study. The author, Ragnar Granit, after decades of research, revealed and described the electrical and electromagnetic system of the human body. His findings opened a door to a new world.



### **To know**

If we get familiar with a certain system and even perceive it, we'll also be able to understand its operation. We apprehend healthy functioning, and the reasons behind the development of a certain disease begin to seem logical. We need to know the disease, uncover all its factors, physical, mental and emotional contexts, the reason behind the development of the main symptom, and the connection among compensating units.

### **To find**

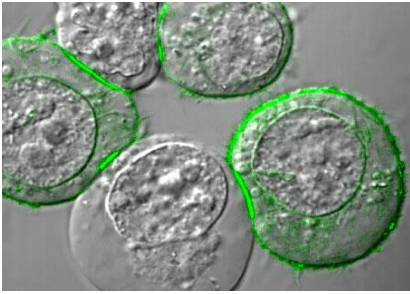
Once we discovered every factor of the disease, we can proceed to the next level. How can we reverse the process to a healthy one? Our credo is to support the organism in regenerating itself. For this purpose, we call upon natural regeneration, maternal and paternal genetic opportunities from the time of conception, information channels of the human body, utilization of biochemical processes and hormonal – emotional state balance, since it's also a determining factor. We'll surely find the solution on one of these paths. With each disease, this means almost ten thousand factors to consider at the same time, that's why we apply an ultramodern thinking computer in our devices.

*"The more we know about the functioning of the human body, the more we admire the brilliant simplicity of the Creator and thank for the simplicity of Life and healing".*

Attila Dr. Erdőfi-Szabó, biophysicist (Ph.D.)



## Discovery




The Nobel Prize-winning study of Ragnar Granit confirmed our research that the human organism is way more than merely the combination of chemical processes. According to the discovery, all chemical processes are supervised by information processes that are basically signals of electromagnetic nature. We need to look for these signals as the own signs of the organism as a whole. If we find the living signal, we'll be able to affect processes, just like a conductor. *"The human body is as 'simple' as a perfect machine, and as organized as a corporation."* Dr. Prof. Bruce Lipton

How can we find a specific, living signal in a forever-changing, dynamic biological process? Well, this is our own know-how, but we can tell you this: we need to address it in the "crowd" and it's going to come forward.


## Scientific proof

Bioelectromagnetic signal feedback, or neuro-feedback is the two-way information system of the human body. It creates a transceiver connection on a molecular level, DNA/RNA level, cellular level, and on the level of the entire organism. All that is regulatory is a specificity of such EM (electromagnetic) signal clusters.

To prove that the faults in the information system of the human body can be repaired, we took the so-called phantom limb phenomenon as an example, which often happens after the amputation of a limb. Phantom limb is a pain stimulus originating from a non-existent limb.

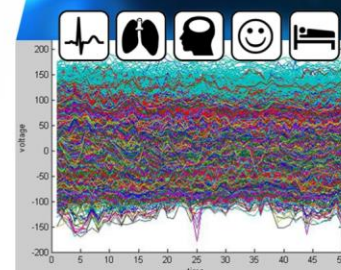


Nobody's had any palpable, let alone final result so far in resolving this neurological deficiency. **Except us.** We realized that the human body is constantly emitting its own living information signals, monitors them, then memorizes each state. This "memory" is temporarily stored on the neurons and on the RNA of the cells of the different organs, then it's transmitted to the DNA after cell division (transferring genetic material, mitosis, meiosis). If we managed to overwrite this "memory" of the aching limb and provoke a living, real perception, then this would prove the reparability of the information system of the human body, thus helping millions of patients worldwide. **We did it.** We had a scientific breakthrough of being able to create alternative neural pathways. (April 2003, publication in 2010)



The scientific community (neurology) is interested in all new discoveries that show tangible results in the field of brain research. Diagnostic and scanner devices have already perceived living bioelectric signals (ECG, EEG), but none of them have been able to treat neural regulation successfully and permanently. (scientific report, 9<sup>th</sup> International Biophysicist Congress)

**We know the solution**

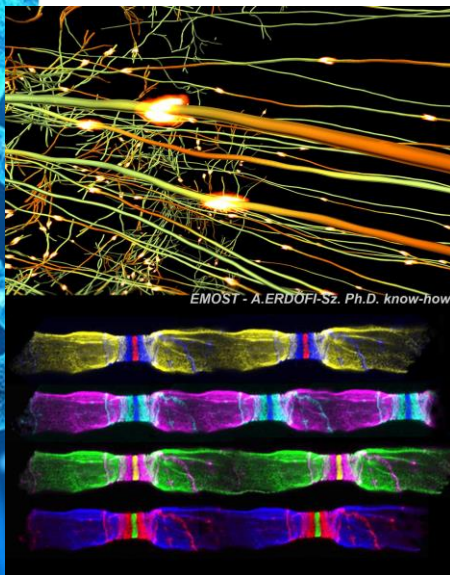


## Anti-aging

What would you say if you could use only the good attributes of your genetic heritage instead of the disadvantageous ones? We realized that if we re-read our gene maps in case of a certain disease, it might be possible to find a solution for that disease on the other parental side. In order to do this, we only need to find and open the library, and the body will be able to apply it, since both parents' genetic regulatory patterns are present in a child as default. **We managed to find it.**



In the moment of conception, we receive a Maternal genetic composition (A), followed by a Paternal genetic composition (B), and as a third element, the Common genetic composition (AB) is created. The three add up to the Child itself ( $A+B+AB=Child$ ). We might inherit the susceptibility to diabetes from one side, even though it was never there on the other side.



## We are encoded

The genetic pattern, from which a certain organ's functioning is selected, is not clear yet. What we see however, is that the human body is capable of change, if it has the opportunity. The feedback of our own, living biological regulatory signals sets off an automatic biological self-control, same as when we look in a mirror and immediately adjust our clothes to restore the harmony. Our genetic memory works the same way.

\*Electrical stimuli on the synapses of the neurons are encoded with the rhythm of myelins covering the synapses just like Morse code – that's how they get on the memory cells. Later, during the "recall" process, it's enough to recall the stored code, and the memory stimuli will look for identical myelin-rhythm neurons, on which the stimuli runs backwards and the memory will appear.

(Erdőfi Ph.D. know-how) When looking for a new genetic regulation for a certain problem, we search these special DNA/RNA codes and lead the organism to re-read the genome with the involvement of both parental sides. That's how we manage to reach stem cell formation and recovery from chronic diseases. After IQ (intelligence) and EQ (emotional intelligence), comes BQ (biological intelligence). Remember this term- this is the first time you've heard it.

## The opportunity lies within us



## Biological intelligence (BQ)



What do we inherit? Will there be a cure for a congenital disease when it appears in our adulthood? Biological Intelligence quotient (BQ) is a higher level of problem-solving ability.

Up until our discovery, we used one genetic pathway to tackle problems, even though both genetic abilities are equally and constantly present in our cells. What if the organism tried to use another, better regulatory pattern? Would it be in top shape? How would you like that?


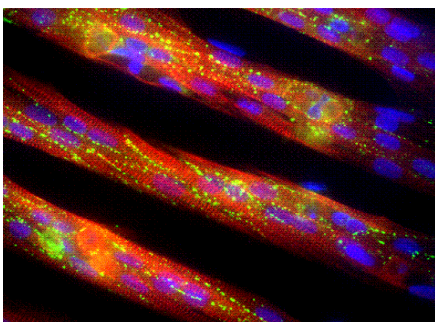
We chose a gentle method. We only ask the body if there is any other alternative that might be better than the usual? The organism starts self-monitoring, reads through its library and if something is found, gives it a try. If it proves to be more effective, it will start to apply it. This self-monitoring is natural. We only ask. There is no need for medication, injection, operation or pain. The body simply rebuilds itself from its own reserves and gets itself in top shape. This is what we call BQ.

## Science without limits

We presented our discoveries as the first speakers on stage at the Ukrainian International Biophysical Congress where the representatives of the Human Radiobiology Research Center of the Russian Academy of Sciences were also present. Presentations were carried out within the frame of a Masterclass with huge professional success. Multifold partnerships were formed with the purpose of further in-depth research, reducing the time of recovery, generating multiple stem cell formation, increasing wellbeing and improving emotional state. Our excellent colleagues provided us more inspiration and we acknowledge their enormous support. (September 2012)

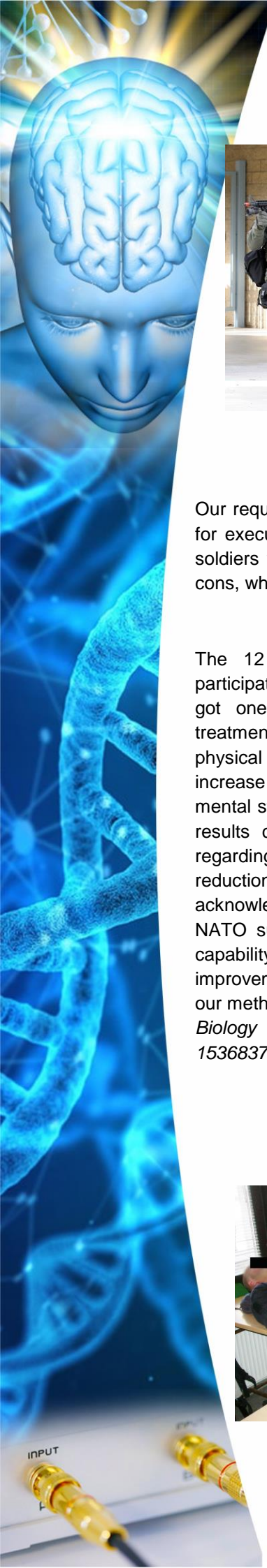


The human body's ability to heal itself is natural, or at least we think it is. Intention and biological reserves are both essential to this ability. In order for the organism to be able to regenerate itself, it needs to realize that it can freely think on its own. It can challenge the geno-gerontological steps of aging and refresh its ongoing processes with the operation memory of the former, healthy functioning. For considerable change, we need to re-read all processes, such as digestion, immunity, emotional state, physical abilities and energy utilization. We can carry these out with the body in the matter of hours, but becoming years younger.



The quality of digestion determines our energy level – that's where everything originates from in Life. Our scientific discovery and publication explain the successful restoration of chronic diarrhea and chronic constipation with the simple self-correction of the regulatory fault of the nervous system.





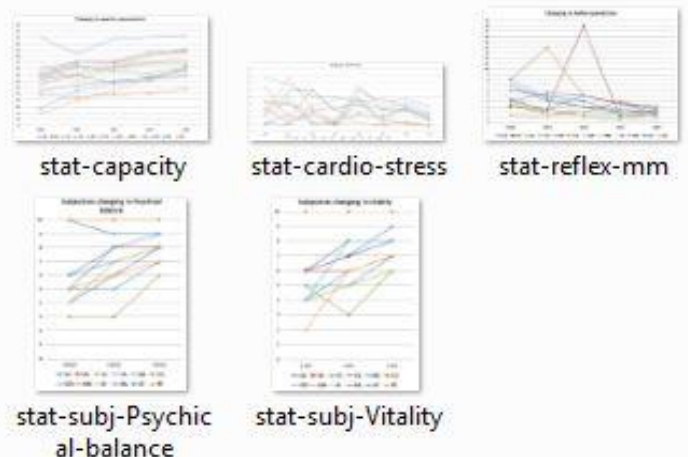
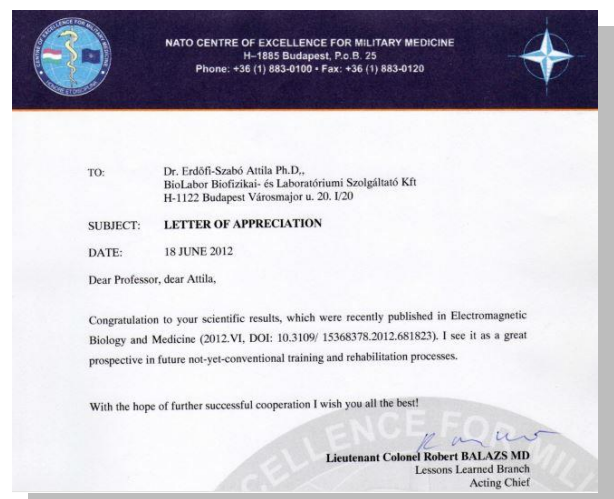
## Performance maximization




In order to prove the ability of increasing our physical performance and psychological resilience, we performed self-improvement treatments on soldiers with exceptional abilities. In 2011, with the involvement of NATO (Center of Excellence for Military Medicine), we performed physical, mental and reflex agility upgradeability on the special op soldiers of the Hungarian Counterterrorism Training Center (T.E.K., S.W.A.T) in a controlled environment. The subjects with outstanding abilities received one, 55-minute treatment with before-after examination and a control group.

Our request went through an especially strict authorization procedure before we received permission for execution. The expectation was a +10 % performance increase, which is a significant plus with soldiers with exceptional abilities. As we were informed later, they also made bets on the pros and cons, while we were silently working.

The 12 actively treated special op soldiers participated in a 1-day training the same day. We got one hour with them. After finishing the treatments, we objectively measured their physical state, and we registered a 17.8% increase of performance and a 23.5% increase of mental state under the same training load. These results can save lives in military tactics, both regarding the safety of special ops and the risk reduction in combat environment. Besides the acknowledgement of commanders and of the NATO supervision, we disclosed our results on capability development based on self-improvement and on the military applicability of our method in a joint publication. (*Electromagnetic Biology and Medicine* 2012.VI., DOI: 10.3109/15368378.2012.681823)



## Alternative neural pathways

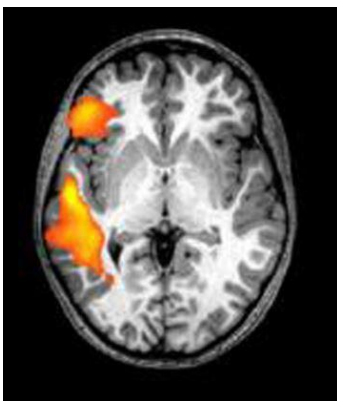


Biological Intelligence (BQ) means more solutions than usual. The fact that we can involve both parental genetic families for health improvement with re-reading DNA/RNA libraries, is an amazing discovery. But there is something more in Divine Providence, if we look closer. When we re-read the possibilities of genetic regulation, we do it real time, while the organism itself is constantly working and living. How does the organism test and try different variations at the same time then? Well, it opens alternative neural pathways to stimuli and

runs other opportunities on these, then finally uses the one which works correctly between two endpoints. Isn't it wonderful? As natural as several roads leading to the same city.

## Navigation: "Rerouting!"

If there's an accident on a road, traffic slows down or stops. The system is at a standstill until the situation is resolved or until traffic is diverted to another route. Our method is exactly the same, but in the nervous system. The use of this special method of feedback (EMOST, feedback) is able to set off alternative neural pathways, therefore we'll have several routes to choose from, and "traffic" will always be smooth and quick in our nervous system. How'd you like that?



Stroke means that life basically ceases to exist in a certain area of the brain. Therefore, some of the abilities of the subject are compromised or completely disappear. During rehabilitation treatments, therapists try to provoke physical movement with forced movements, but until the regulation center is not able to give commands, movement is only passive and directionless, due to the lack of connection between two endpoints. It's even worse when it happens to our verbal skills, because we cannot make things move physically in that case, can we? What would you say if there would be a technology that reaches back to the memory of the fetal brain cells, where fewer brain cells were responsible for providing all basic functions, including verbal development? This would mean a re-evolution. Thanks to us, this is now possible

## Second chance


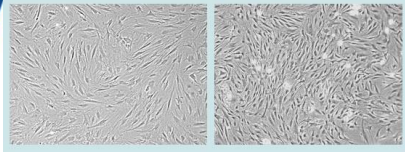
Basic genetic patterns are re-activated while the organism lives according to its prompt state. Patterns on the basic genome that are responsible for development are traced back the same time as the actual signals, thus creating new, alternative neural pathways, and inducing old/new development processes. Our special, thinking (analogue) computer keeps re-sending basic development signals until the two-way connection is created between endpoints. Old is reborn, revival happens in 6-8 hours, Life gets a new, second chance.



(EMOST scientific report, Nature Precedings 2010)

## Stem cell reproduction

Stem cells are the most important regenerative cells of the human body. Their number is highest in childhood, and as time passes, it decreases. Our ability to heal from diseases and injuries also depend on stem cells, that's why it is a huge area of research (and business too). If our stem cell number wouldn't decrease, moreover, we could reach our own possible peak, then we could preserve our health longer or recover more quickly. Survival rate would be higher with cancer patients, recovery would be much quicker after chemotherapy, and we'd had a better chance to gain back our health. After our successful American and European scientific evidencing, we received an official invitation to the Medical Radiology Center of the Russian Ministry of Health (Obninsk, RU), to demonstrate our scientific credibility on the spot. We accepted the invitation.



(\*The effectiveness of our method is verifiable with all independent medical examination processes; success references cited here are reproducible in every independent medical environment!) Our evidencing was conducted under especially strict, bilateral conditions.

"The experiment was conducted on six, 3.5-month old male Wistar rats, each weighing 180 grams. The control group consisted of three rats, which were not submitted to any supplementary impacts, and three other rats were in the experimental group, submitted to low-frequency and low-intensity own electromagnetic signal (EMOST) treatment, generated according to the EMOST method and recommended protocols. The 45-minute long, whole-body treatments were conducted during 2 days, 2 times a day - one before noon and the other in the afternoon.

The next day, both groups were narcotized with Nembutal aqueous solution introduced in the abdominal cavity (60mg/bodyweight kg), and bone marrow cells were extracted from the rats' pelvic bone marrow. The cells were placed in sterile vials to cultivate a bone marrow mesenchymal stem cell (MSC) culture in a  $2 \times 10^5$  and  $5 \times 10^5$  cell concentration.



3 cultures were cultivated in each concentration with each rat, which means 54 bone marrow cell cultures in total. Each culture was recorded on the 9<sup>th</sup> day of growth, and after their painting, we counted the number of colonies grown on the plastic walls of the cultivation vials, which were created as the result of the mesenchymal stem cell (MSC) proliferation. Results were processed statistically by calculating the average quantity of each planted MSC cell colony per  $10^5$  and their margins of error (after defining the regression line between the cell culture planted for cultivation and the number of colonies created). The results of the experiment and calculations are presented in the table below.

с вычислением среднего количества формирующихся клеточных колоний (и/или после построения линейной регрессии между числом высеваемых в культуру клеток и выходом колоний) и величиной ее стандартной ошибки. Результаты проведенного опыта и сравнения расчетов представлены ниже в таблице.

№	Группа	Выход МСК на $10^5$ посаженных в культуру клеток костного мозга крыс, М ± m
1	Интактные животные	89 ± 7
2	Животные, подвергнутые воздействию НЧЭМ	159 ± 11

Как можно видеть, в проведенном опыте было зарегистрировано статистически значимое ( $p < 0,05$ ) увеличение выхода костномезенхимных МСК до 159 в 17% от исходного уровня, что свидетельствует о способности воздействия НЧЭМ, генерируемого по методу EMOST достаточно быстро активировать пул МСК, которые по своим свойствам представляют собой важнейшую роль в регенеративных способностях разных тканей организма. В дальнейшем опыте планируется изучить динамику изменений размеров популяции МСК после воздействия поля, с целью последующего обоснования оптимальных схем его лечебного воздействия.

22 июня 2013 г.

Руководитель отделения клеточной и экспериментальной лучевой терапии ФГБУ Медицинский радиологический центр Минздрава России, главный Правительств РФ в области науки и техники, доктор наук, профессор  
*А. Г. Кононов*  
 А. Г. Кононов

Падрица д.б.н., профессор, доктор биологических наук, кандидат биологических наук  
 Ученый секретарь ФГБУ Медицинский радиологический центр Минздрава России  
*Н. А. Пенкина*  
 Н. А. Пенкина



№	Group	MSC from the 10 <sup>5</sup> bone marrow cultivation of rats, M±m
1.	Intact animals	89 ± 7
2.	Animals submitted to EMOST treatment	139 ± 11

As registered in the experiment, the MSC number ( $156 \pm 17$ ) of the bone marrow significantly increased compared to the initial level ( $p < 0,05$ ), which is proof that the effect of own signals generated with EMOST method is able to activate the mesenchymal stem cell (MSC) group relatively quickly. According to modern views, this group has a pivotal role in the regeneration capacities of a great variety of tissues in the body.”



June 22, 2013

*Leader of the Cell and Experimental Radiotherapy Department of FGBU, Medical Radiology Center of the Russian Ministry of Health, winner of the Russian Federation’s Government Award in the field of science and technology, doctor of biology, professor A.G.Konopljannikov*

**Thank you for the independent, scientific (non-political) professional interest and research!**



*\*The device designed for the application of this method cannot be duplicated. Its readout would require the contribution of a large population, since it uses the living, constantly-changing, own biological (genetic) signals of the subject while in operation. It automatically stands in a protective position while digital, non-living readout. Our objective is to avoid any biological risks as the consequence of a possible product copy, and to function only with the original unit.*



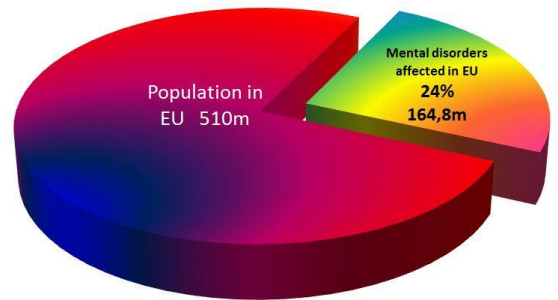
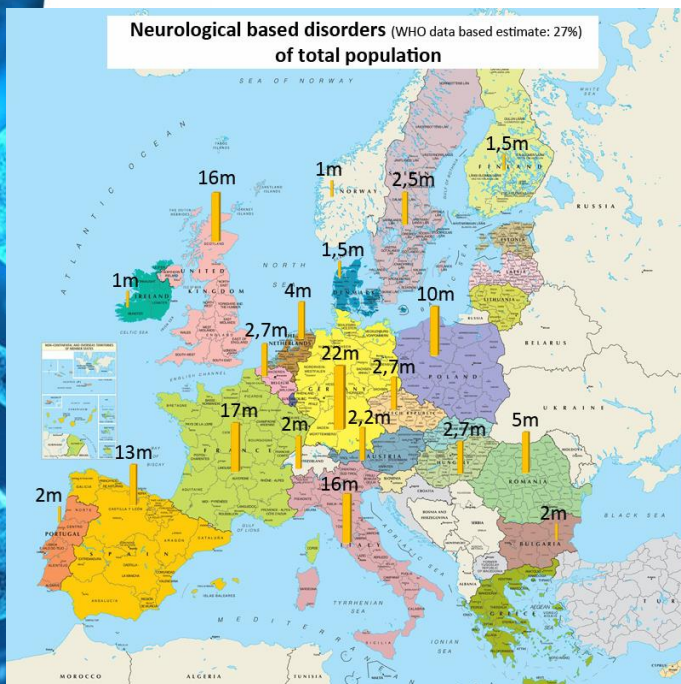
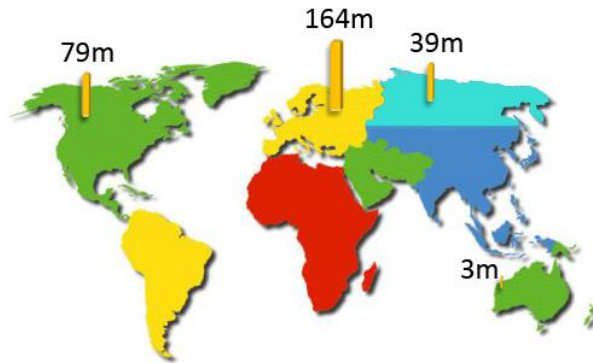
**“Stem cell formation in adulthood can be enhanced!”**



Identify the biological causes behind a disease, find the solution, then create the device!



**Neurological based disorders** (WHO data based estimate: 27%)  
of total population



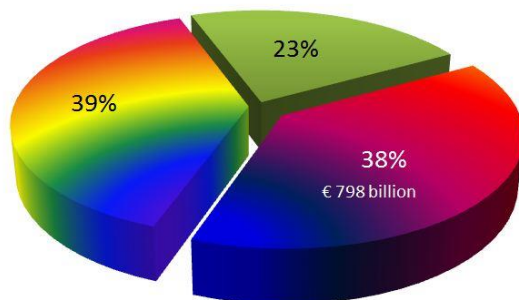
Mental disorders: OCD (2,9m), Eating Dis. (1,5m), cannabis dependence (1,4m), psychotic dis. (5m), personality dis (4,3m), PTSD (7,7m), conduct dis. (2,1m), alcohol dependence (14,6m), somatoform dis. (20,4m), ADHD/Hipericin dis. (3,3m), dementia (6,3m), unipolar depression (30,3m), insomnia (29,1m), anxiety dis. (29,1m)



**Statistics**

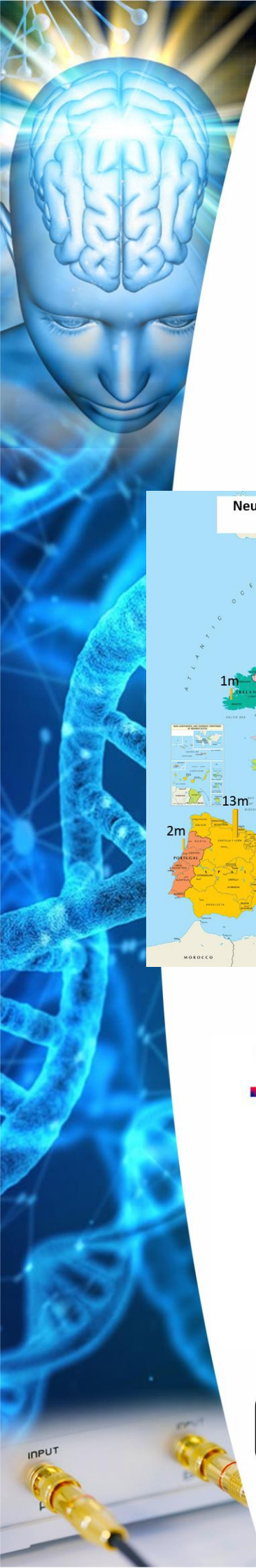
**Rates of total cost of disorders in Europe in year 2010** \*WHO data  
Olesen J, Gustavsson A, Svensson M, Wittchen HU, Jönsson B; CDBE2010 study group; European Brain Council.

■ brain and neurological ■ cardiov., cancer, diabetes ■ other



1. Based on WHO (*World Health Organization*) data, every third person dies of diseases related to neurological disorders.

2. There are approximately 165 million people in the European Union suffering from neurological disorders. Governments spend approximately 798 billion EUR on these patients.





**Thank God the baby is healthy!**

Every parent experiences the anxiety and worry for the health of their future child, even if they did everything they could to bring a healthy baby into this world. Nowadays there is a possibility for parents to be in their best state of health before conception, in order to protect their child's quality of life from inherited diseases. Preventive risk reduction is a decision affecting future generations.

WHO (*World Health Organization*) reports yearly on global demographic changes (*WHO - Green book*), including the health situation of different countries and the changes of health risks. For almost 20 years, diseases related to the nervous system show the highest frequency and the highest costs.


Luxury. Health is a luxury that we take for granted, and later we'd give anything to get it back. Now there is a way to refresh our organism within a few hours, reduce the risks of inherited, congenital and acquired diseases to the minimum, and to enjoy our lives in the best possible shape.



In the past decade, we have been working on curing patients suffering from neurological diseases in a matter of hours\*. We managed to find solutions that the human body can acquire and repeat from memory, if necessary. With our technological innovations and excellent engineering team, we created devices that carry out tasks professionally and safely, year after year, in continuous operation, without any malfunction. (*15,000 hours of operation with technical guarantee and automatic self-monitoring technical solution*). Knowledge and instrument in one hand.



Our newest (GEN9) versions incorporate our entire biological knowledge, biological problem-solving automatics (Neuro-logix algorithms), adaptability of the device (cyber-feedback), almost a decade of treatment experience, and pre-defined protocols for different situations. "Health is only a button-press away."



## Advanced high technology

“After the decade of computer science, come the decades of bioinformatics.” *Bill Gates*

“Our method applies the self-recognition and self-regulation of the human body. We are able to hold a clear, bioinformatic mirror to the body, that leads the organism to recognize its regulatory processes and to bring the body in the best shape, using its genetic reserves to the best of its abilities.”

*Attila Dr. Erdőfi-Szabó (Ph.D.)*

## ASSETS

1. Process based on a Nobel Prize-winning study (Ragnar Granit, 1965/1995).
2. Medically registered, scientifically published (PUBMED).
3. Certified (CE Health Care device, CE Medical Device in 2012-2014.).
4. Patentable unique technology, own production.
5. 18 years of research, development and clinical tests, that are relevant in daily practices.
6. One-time, within 5-10 hours on average, it alters the functioning of the organism and its health abilities.
7. Changes in condition are detectable objectively right after the treatments, with any academic/medical or alternative examination.
8. Biofeedback method, no contraindications, no harmful side effects, no overload. Can be applied with cardiac pacemakers and during pregnancy.
9. Simple operability, user-friendly, technical guarantee of 15,000 hours of operation.
10. Official partner to renowned medical institutions, certified results from military, civilian and professional sport areas.
11. Kosher standard, and OIC Halal standard safe, EN ISO CE standard.
12. Expected market advantage: 8-15 years.



**Identify the biological causes behind a disease, find the solution, then create the device:**

**Our devices, and genetical upgrades of indications (2003-2020)**



### **EMOST feedback Psyche**

Sleep disorder, anxiety, panic attack, depression, PTSD – after COVID-stress too, aggression, concentration disorder, stuttering, epilepsy, autism, SEN (special education needs), burnout, sclerosis multiplex, and Parkinson-tremor



### **EMOST feedback Cardio**

Arrhythmia, tachycardia, ischemia, chronic dyspnea, rehabilitation after myocardial infarction \*applicable on patients with pacemakers



### **EMOST feedback Digestion**

Irritable bowel syndrome, Crohn's disease, chronic stomach cramps (neurosis), chronic gastric ulcer, liver diseases, diabetes mellitus, chronic constipation, and chronic hemorrhoid



### **EMOST feedback Neuro-endocrine**

Hyperthyroidism, hypothyroidism, menstrual disorders, hormonal disorders, fertility, menopause, PMS, prostate, psychoneurotic immune disorders, and body sensing and stimuli loss disorders



### **EMOST feedback Skeleton**

Neck and spinal cord pain, waist and lower leg pain, spinal disk herniation rehabilitation, spinal nerve injury, neurodegeneration, muscular dystrophy, muscle coordination, movement development, and stroke rehabilitation



### **EMOST feedback Boost**

Stamina and vital capacity improvement, performance enhancement, wound healing and immunity boosting, stem cell formation increase, and anti-aging



## Keeping safe

When after several alarming signs we finally realize that there's a bigger problem, our health is in danger and the years we spent in good health are over, we start feeling insecure and vulnerable. We start asking ourselves what we did wrong and why this is happening to us.



Sudden panic usually sets off last-minute hurry and the quick accumulation of medicinal methods, which a weak immune system cannot tolerate, because it's already overloaded. But there is a solution. As soon as the disease appears (or ideally earlier), a comprehensive examination needs to be conducted to find the path leading up to the illness. We can only correct after identifying the causes. Personalized analysis means safety.

We chose the path of getting the body's health capacity in the best shape, and if this wouldn't be enough, only then we ask for external help. The organism tackles internal infections, fights off viruses, refreshes its organs, corrects, adapts, improves and defends day by day, without us even noticing it. Problems arise when this internal ability gets exhausted.

Our colleagues are prepared, attentive and dedicate time to interview the subject. Together with the subject, they examine the path leading up to the disease. They apply the method of precision medicine, when a comprehensive picture is created from the person's individual, genetic, environmental, lifestyle-related, emotional and physical circumstances, in order to choose the best personalized way of recovery. The goal is that subjects know their state, understand it, and consider the solution logical and feasible. This idea is comforting and safe.



In order to choose the right indications and EMOST feedback treatment programs, subjects fill out a so-called Anamnesis form, where they need to mark the symptoms they experience, among almost 130 factors. The marked factors help us identify biological correlations. Next to each factor, there is an EMOST program code in brackets. When starting the EMOST feedback treatment, it's enough to activate the most frequently marked program codes. \*Our devices are user-friendly and ideal for home use as well.

EMOST feedback treatments are applied as a course therapy. Their uniqueness lies within improving the organism's health abilities, regenerating and teaching the body how to maximize its genetic abilities. Afterwards, the organism will be capable of automatically recalling and applying its recognized self-correction ability. \*There is no external impact while using this method. The entire scale of genetic opportunities is extracted, therefore the body memorizes this new recovery process as its own, and rewrites previous, unsuccessful attempts.

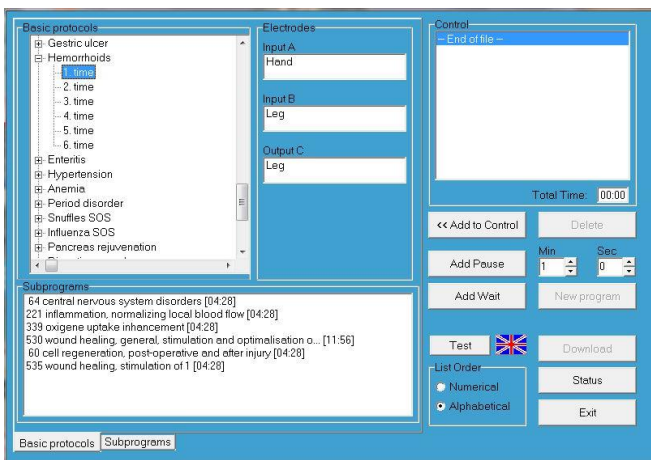


## Easier than you think

All our devices are the results of the remarkable and coordinated cooperation of our scientists, doctors and engineers. There are two computers in each device – one is the control panel (laptop design), the other is located in the treatment device.

The one in the treatment device is a high-tech, analogue, thinking computer that adapts the subject, contains all of our knowledge and only receives living signals.

Our technology is considered the “Rolls Royce of the engineering world”.



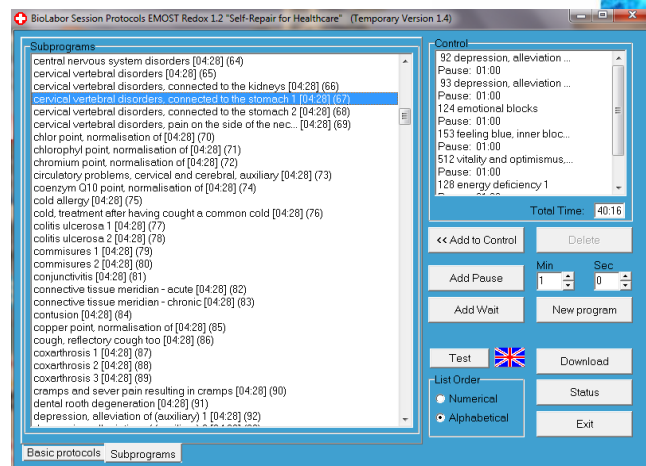
We give commands from the software in the control panel on how we intend to treat the subject.

Our treatment protocols and complete therapies for a given task were created from the most successful treatment routines of the past decade.

You only need to press the button and let the brilliant processes of nature begin, start your development and exploit the maximum capacity of your biological intelligence.

Our EMOST Master device and unique Medical freehand program provide you the opportunity to set up personalized treatment programs. Their aim is to complete pre-designed protocols and involve factors from outside the protocols' scope.

\*Meridian treatments are also available, and decoded for pharmacists, biochemists, orthomolecular therapists and naturopaths.



The sensors contacting the skin are a network of ultrafine antenna fibers, through which we connect to the organism. We get into the circulation of the body's regulatory system and genome through the neurons and Merkel cells (etc.) and start a real-time dialogue with the organism itself. During the treatment, the subject's conscience gets in a state of relaxation; they often immerse in deep sleep, wake up automatically after the treatment and start to experience their new, fresher organisms.

We are happy to be at the start of each treatment, because this way we can play an active role in your recovery and development.



## Extreme references

The human body can demonstrate miraculous recoveries – we only need to awake it and get it into the best shape. This is now possible. The existence and recognition of Biological Intelligence (BQ) open up new horizons. With our method, the regulators of the organism are able to enter in the range of action potential, therefore underactive or hyperstimulation processes can be constrained within the normal threshold values, and regenerative processes can run through



One of the main advantages of our Own Signal feedback method is opening new neural pathways. It's able to sense regulatory stimulus in extreme cases as well, and reboot the nervous system by opening alternative synapses and by re-reading RNA/DNA libraries, leading vital signals even in the state of waking coma.

Similarly to our NATO-supervised case study presenting S.W.A.T. soldiers' performance improvement, we managed to reach increased performance with professional athletes as well. We did it with the enhancement of the body's peak performance, in a natural way that does not count as doping. The increase of BQ (Biological Intelligence) with the optimization of all factors of our own DNA/RNA regulation produces better results (+3- 7%), faster recovery, better concentration and a relaxed emotional state during competitions. Several Hungarian world champions, Olympians and European champions speak highly of this method.



Our most amazing successes however are related to the recovery of children suffering from diseases. (Placebo effect is practically impossible at this age). Perinatal hypoxia, muscular dystrophy, walking and moving disability are all fading away, giving way to a new life. In the past decade, we conducted our treatments free of charge, because we believe that financial status should not affect our state of health. We wanted our subjects to lead the way for future generations. Our research and development in 2017-2019 on the course therapy treatments of hypotonia, stuttering and autism, their 8-10-hour feedback protocol and licensing were all successful. We did it!



Some of our licenses



## EU Notified bodies

### DECLARATION OF MANUFACTURER

- a) works through the surface of the skin,
- b) temporary application (16/2006. (III. 27.) EüM 1.1.HU),
- c) based on the principle of providing immediate feedback,
- d) has an electro-biostimulating effect via natural based electrophysiological process
- e) based on non-invasive treatment (16/2006. (III. 27.) EüM 1.2.HU),
- f) extremely low intensity (its functional range is <math><200\text{mV}</math>, pA)
- g) applies electro- electromagnetic impulses (signal frequency range is 1- 1.000.000 signal/sec),
- h) internally powered, requires 7,2 V DC (direct current, 6 x 1,2V AA type batteries)
- i) used by natural based non-linear shaped signals,
- j) cyclical, dynamic impulse recognize and emission, bidirectional,
- k) automated, pre-programmed, indicated,
- l) marked CE1979 (medical device manufacturing), directive ISO 9001:2008, Cert. No.: HU11/6194-SGS, CE marked,
- m) competence: health care, auxiliary: physiotherapy, electrophysiotherapy, code of health professions (6/2012.(II.14) NEMFI HU): 5704, 5722 6400 general medical care, 0100 general internal medical care, 0903 rehabilitation of neurology, 0500 general paediatrics, 9400 preventive- and public health care, 8046 reflexzone therapy, 8717 complemeter electrophysiological care
- n) fits the IEC-601-1-2 standard from the aspect of the electromagnetic effect, and also fits the IEC complementary standard,
- o) belongs to the II/A group considering the potential danger in connection with the application
- p) has extremely low risks in contra-indication (contra-indications: all the general contraindications referring to physiotherapy, inexplicable diagnosis, individual sensitivity to the specific effect, unexplained shivers etc.), a. likely is free from side effects,
- q) can be applied independently or in combination with other devices,
- r) is compatible with other methods,
- s) simplified control software application does not require thorough anatomic competence or any specific preparedness,
- t) medical control software application does require thorough anatomic competence and any specific preparedness,
- u) it can be applied by following the Instruction Manual,
- v) it can be used for the purpose of remaining healthy, prevention, and medicine.
- x) contra-indications: a) inexplicable diagnosis, unclear acute disease, b) vomiting, ventral pain, c) rapid pulse, vertigo, d) catatonic state, fainting, e) inability to communicate, f) personal sensitivity to the specific process, g) unexplained shiversy
- y) factors influencing the efficiency of the treatments: a) dehydration of the body, low fluid intake, b) abnormal nutrient deficiency, c) abnormal constant stress, d) constant unhealthy environment, e) constant unhealthy lifestyle.

## Our goals



Our discoveries, research results and protected technological solutions encourage us to spread our method. The more than 15 years routines of our devices operating in daily practices are ready to expand internationally. The world -first and foremost the elite- is waiting for drug-free biological peak performance.

(Our scientific insights can lead the way to the creation of other methods, our 18-year advantage, however, will always be our forte.)

Believe us when we say that the dream of Leonardo Da Vinci can finally come true. The human organism is an autonomous unit, a system capable of independence. Unreasonable substance and drug consumption reduces the organism's natural self-reliance and problem-solving ability. The time will soon come when everyone will get their bodies in the best possible shape on their own, and only use external intervention if absolutely necessary. We might be the first who want to preserve human health in its autonomy until it's possible.



Our aim is to internationally implement our Longlife program in high-tech health/medical centers, thematic or anti-aging sanatoriums, themed boarding camps -such as camphill designed for children with autism- with professionally assigned experience points.

Thank you for dedicating your time to know us better! We hope to return the favor soon!

Best regards,

*Attila Dr. Erdőfi-Szabó, biophysycist (Ph.D.)*  
emost-med.com, myfrequency.com  
biologicalintelligence.info



**Attila DrErdofi Szabo** \*medical cases and privat praxis, day per day





[www.emost-med.com](http://www.emost-med.com)  
+44 1342 590 067

